

Rayat Shikshan Sanstha
Rajarshi Chhatrapati Shahu College, Kolhapur
Feedback Committee
Feedback Analysis of Alumni
Academic Year: 2019-20
Submitted to
Internal Quality Assurance Cell

Introduction and Objectives:

Rayat Shikshan Sanstha's, **Rajarshi Chhatrapati Shahu College, Kolhapur** was established in the year 1961. The college aims at the overall development of the students to become entrepreneurs and professionals in the respective disciplines. Every year survey has conducted to assess the satisfaction of all the stakeholders regarding curriculum, teaching, learning, evaluation and infrastructure of the college. Receiving positive and negative feedback are an important in helping monitor and evaluate the provision. Feedback from all stakeholders is a contributing factor to run a successful college or institution.

Methodology

In academic year 2018-19, we asked all stakeholders to fill a feedback form (provided by college). The feedback forms have also available on the college website. Filling of feedback is mandatory.

Design of Feedback

The responses from the Alumni are collected on the four-point scale (Likert scale)

- 1) Very Good
- 2) Good
- 3) Satisfactory
- 4) Unsatisfactory

Data Coding

Least is best method is used to code data. It means lowest rank is given to the unsatisfactory response and next rank is given to satisfactory response and so on.

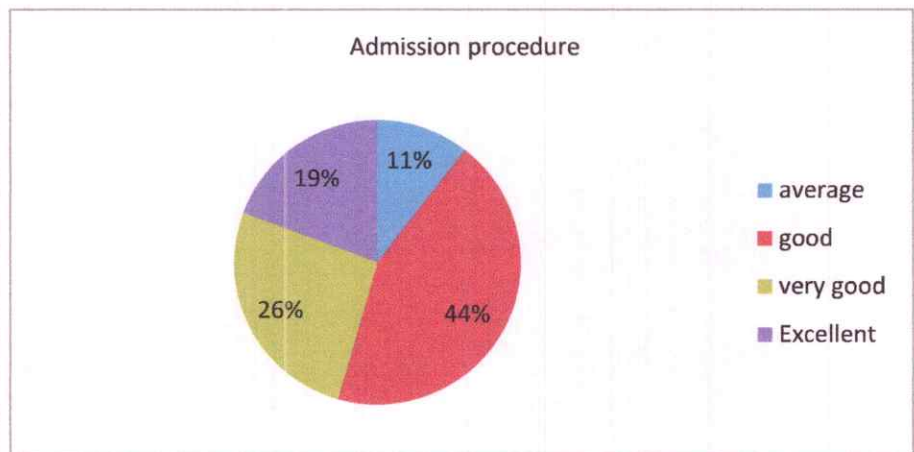
- 1) Unsatisfactory
- 2) Satisfactory
- 3) Good
- 4) Very Good

Analysis of Feedback

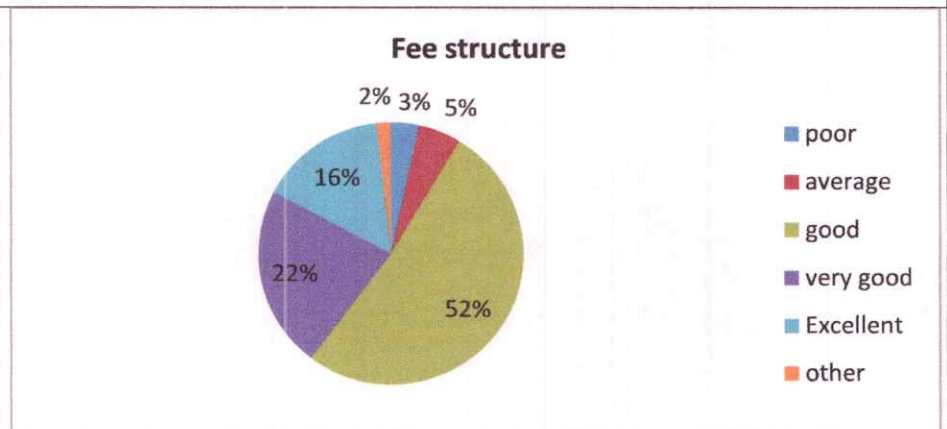
Feedback was collected and analyzed by Feedback Analysis Committee of the college. Opinion of all the stakeholders is obtained about each parameter in terms of percentage. Analyze the data using tabular and graphical representation.

Admission procedure

Admission procedure	response
poor	1
average	6
good	25
very good	15
Excellent	11
total	58

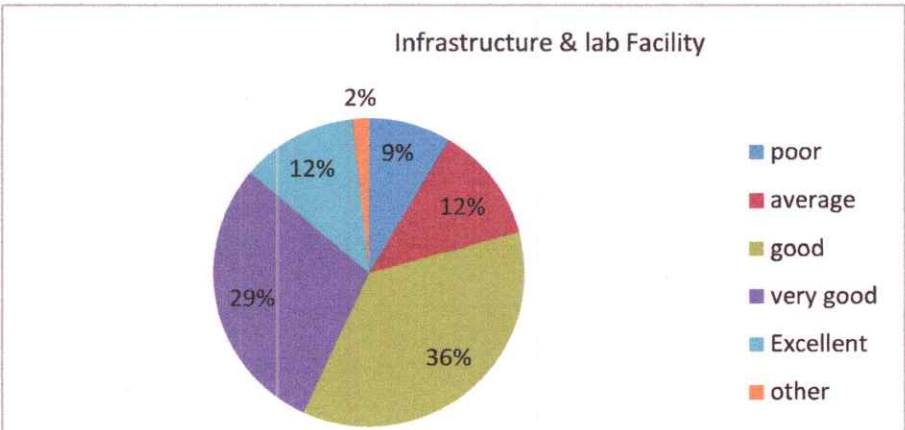


Fee	response
poor	2
average	3
good	30
very good	13
Excellent	9
other	1
Total	58



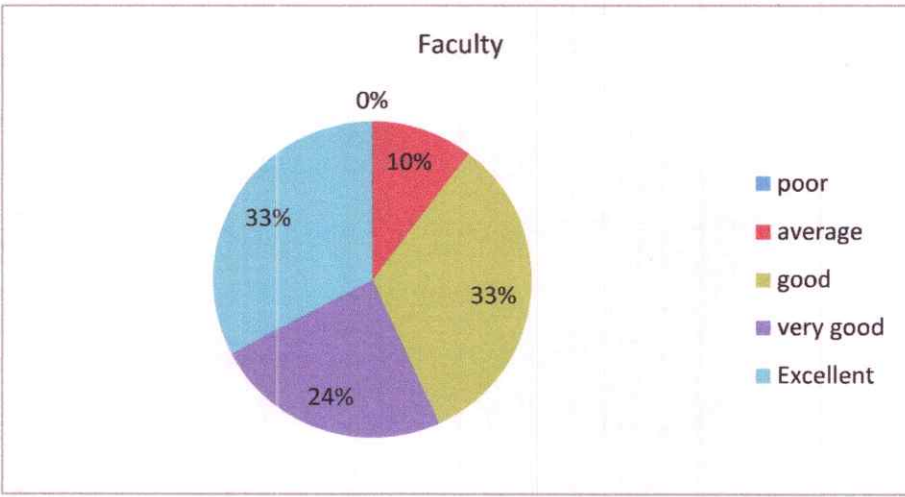
Infrastructure & lab Facility

Infrastructure & lab Facilities	response
poor	5
average	7
good	21
very good	17
Excellent	7
other	1
Total	58



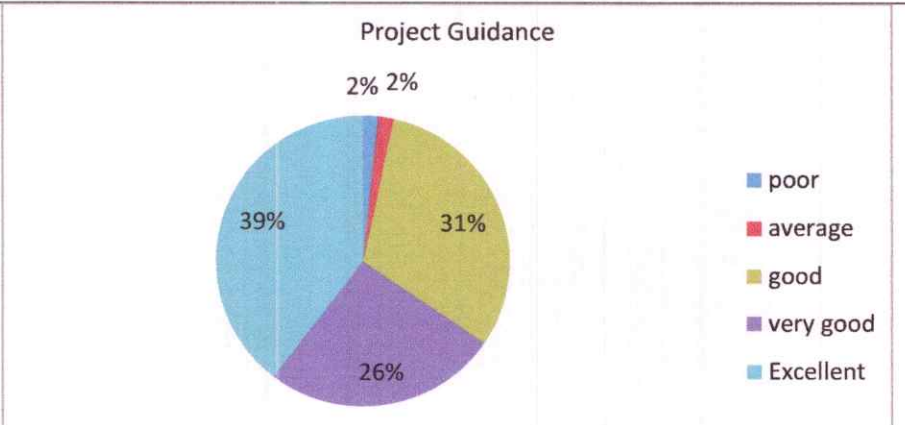
Faculty

Faculty	response
poor	0
average	6
good	19
very good	14
Excellent	19
Total	58



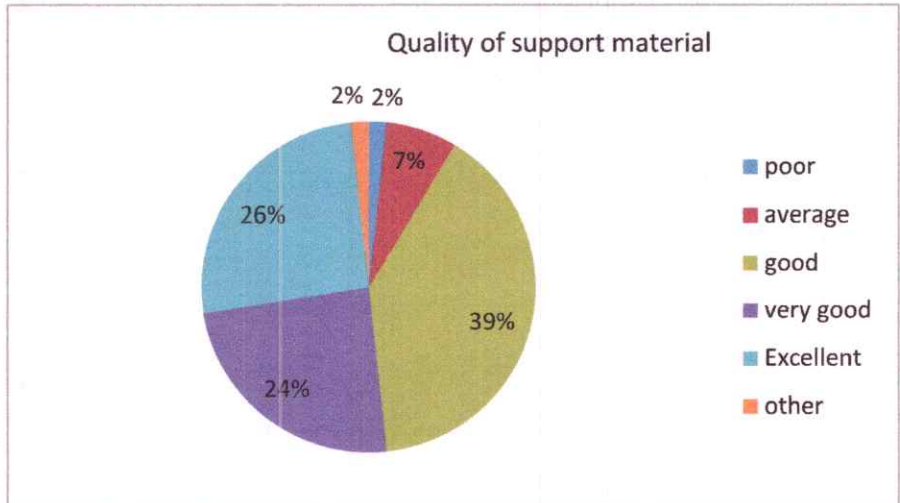
Project Guidance

Project Guidance	response
poor	1
average	1
good	18
very good	15
Excellent	23
total	58



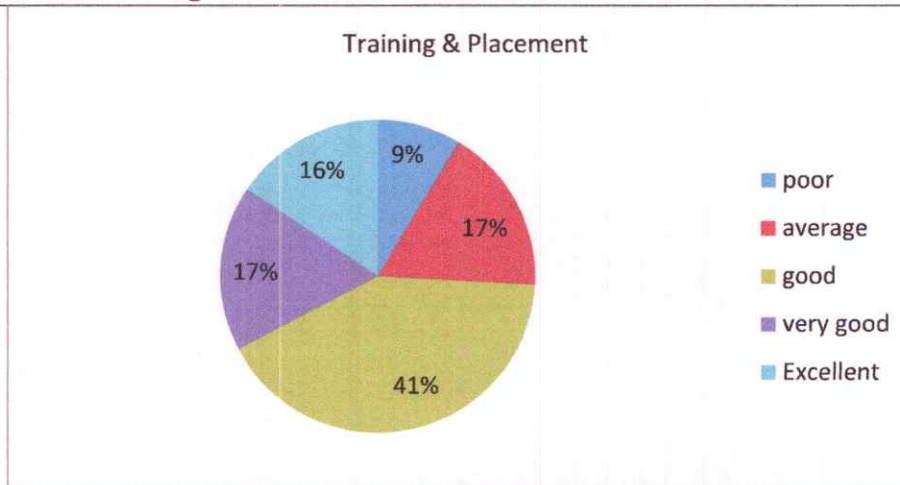
Quality of support material

Quality of support material	response
poor	1
average	4
good	23
very good	14
Excellent	15
other	1
total	58



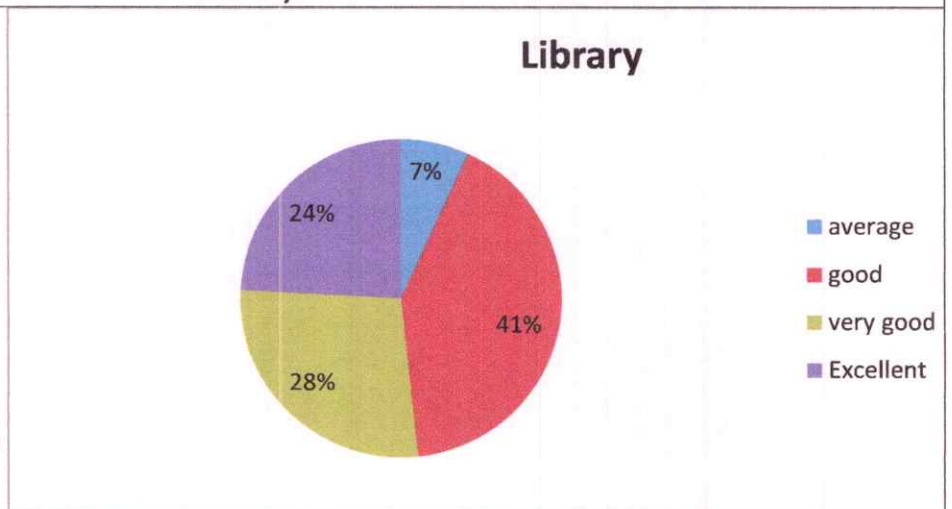
Training & Placement

Training & Placement	response
poor	5
average	10
good	24
very good	10
Excellent	9
total	58



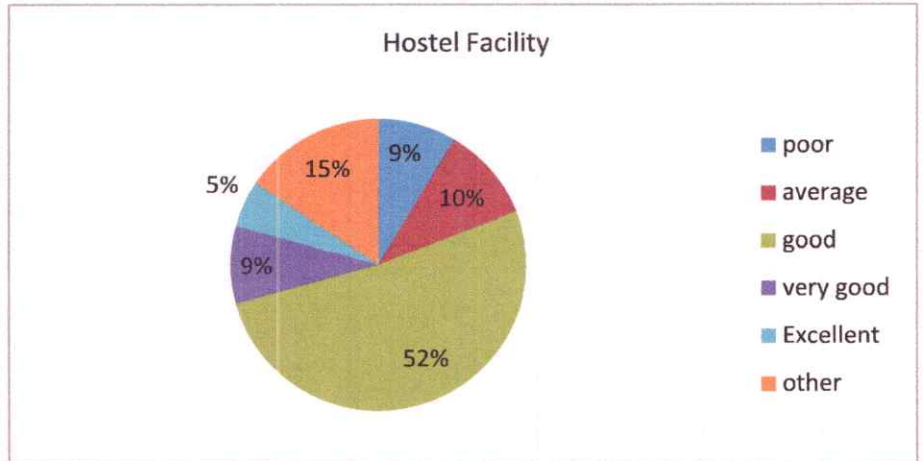
Library

Library	response
average	4
good	24
very good	16
Excellent	14
total	58



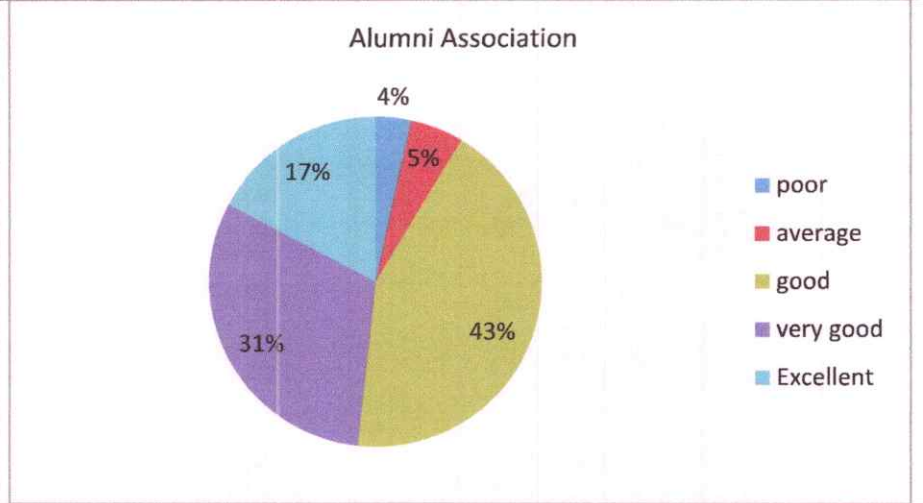
Hostel Facility

Hostel Facility	response
poor	5
average	6
good	30
very good	5
Excellent	3
other	9
total	58



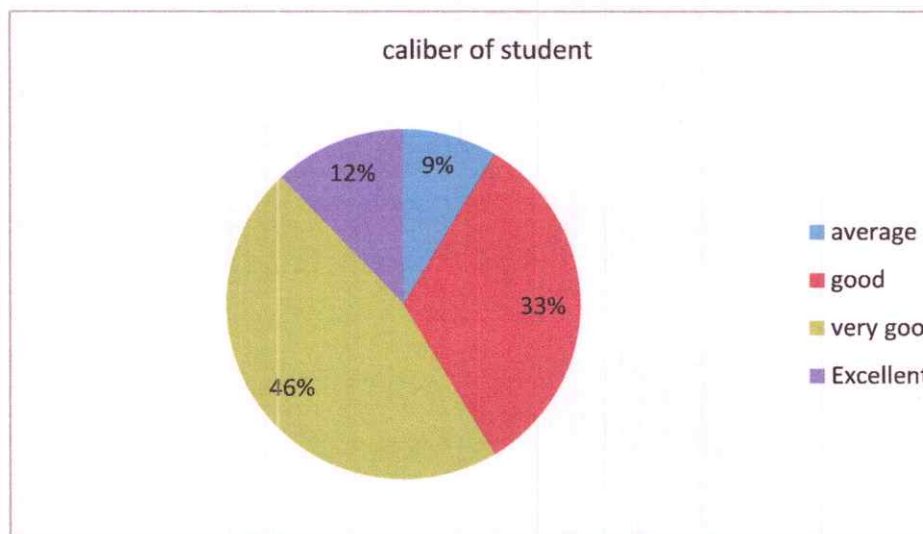
Alumni Association

Alumni Association	response
poor	2
average	3
good	25
very good	18
Excellent	10
total	58



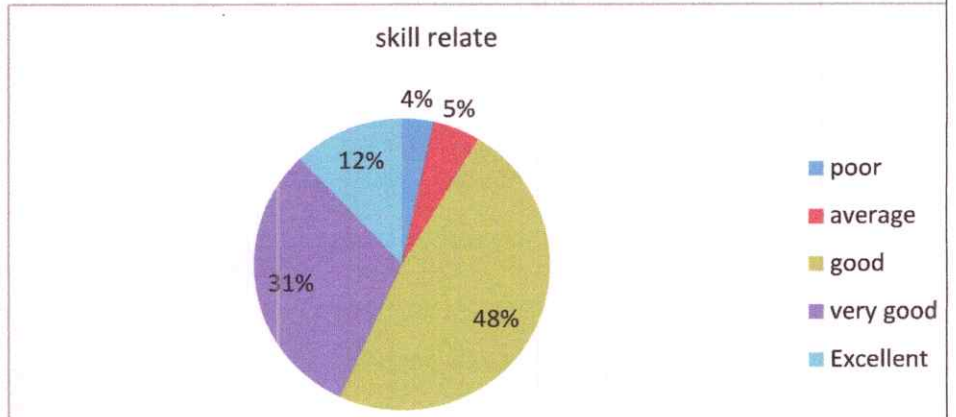
caliber of student

caliber of student	response
average	5
good	19
very good	27
Excellent	7
total	58



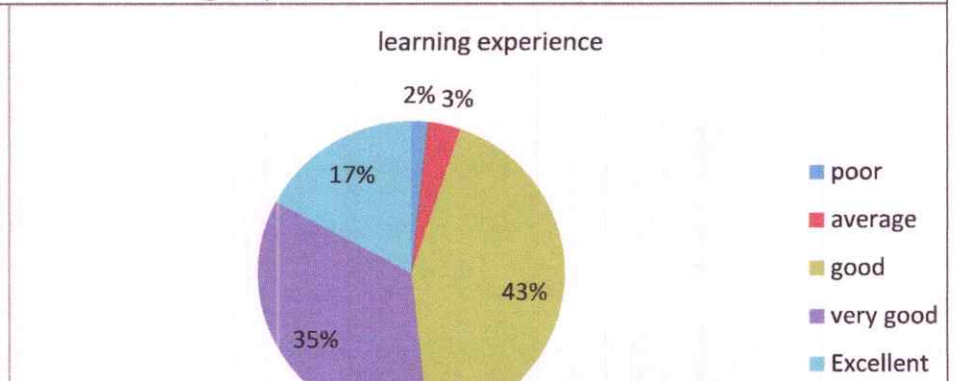
skill relate

skill relate	response
poor	2
average	3
good	28
very good	18
Excellent	7
total	58



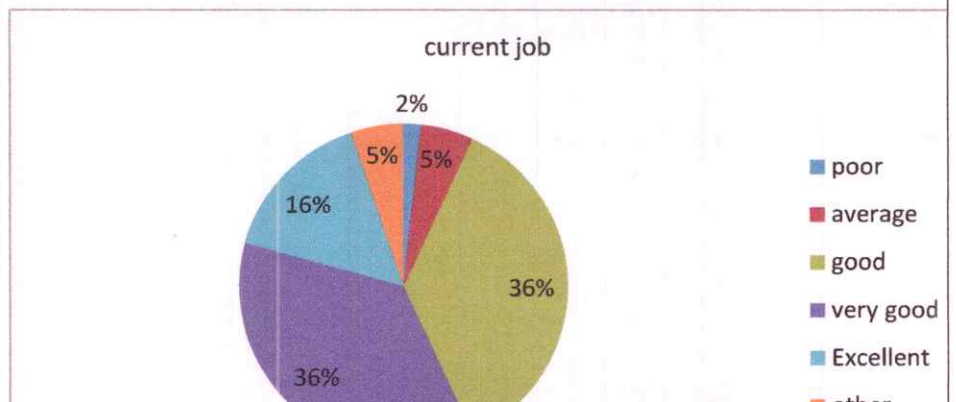
learning experience

learning experience	response
poor	1
average	2
good	25
very good	20
Excellent	10
total	58



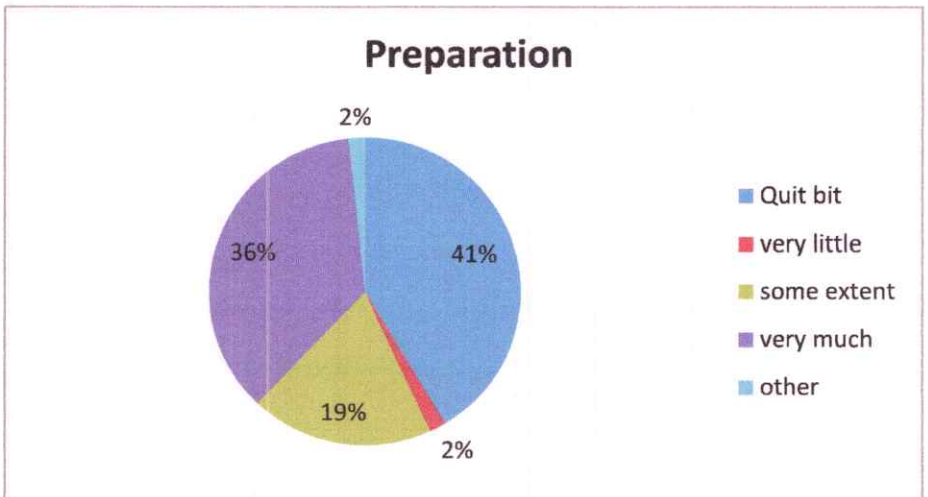
current job

current job	response
poor	1
average	3
good	21
very good	21
Excellent	9
other	3
total	58



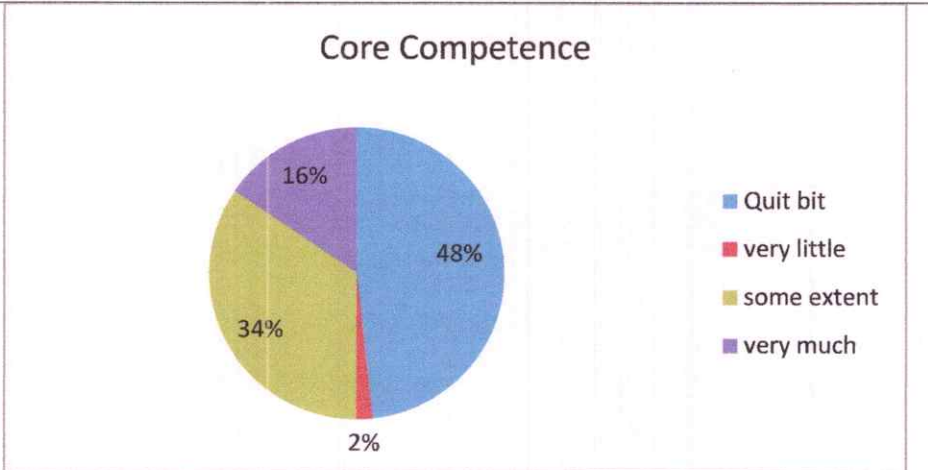
Preparation

Preparation	response
Quit bit	24
very little	1
some extent	11
very much	21
other	1
total	58



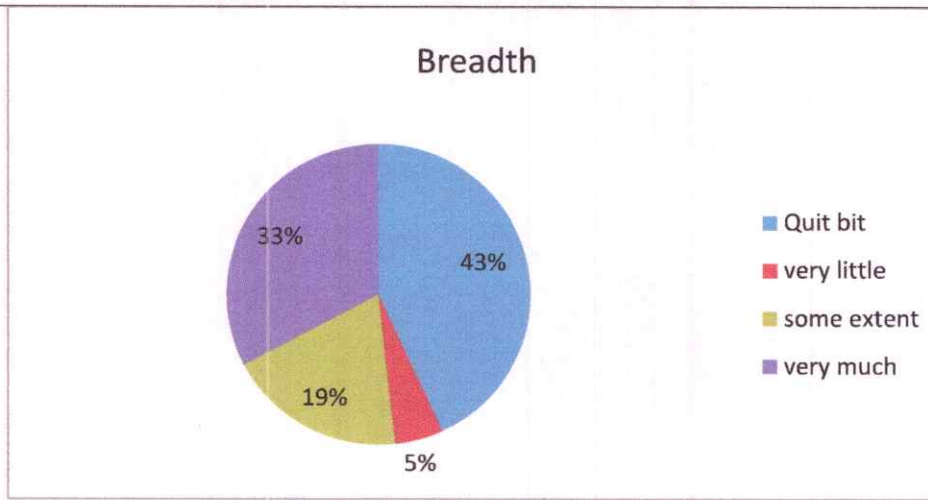
Core Competence

. Core Competence	response
Quit bit	28
very little	1
some extent	20
very much	9
total	58



Breadth

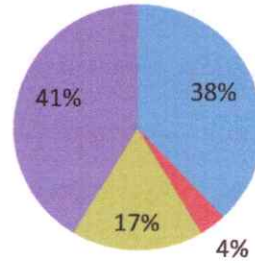
Breadth	response
Quit bit	25
very little	3
some extent	11
very much	19
total	58



Professionalism:

Professionalism:	response
Quit bit	22
very little	2
some extent	10
very much	24
total	58

Professionalism:

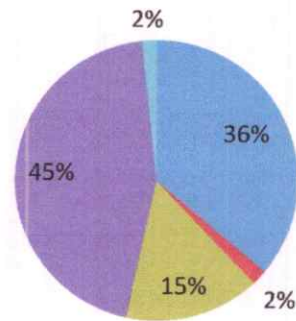


- Quit bit
- very little
- some extent
- very much

Learning Environment :

. Learning Environment :	response
Quit bit	21
very little	1
some extent	9
very much	26
other	1
total	58

Learning Environment :

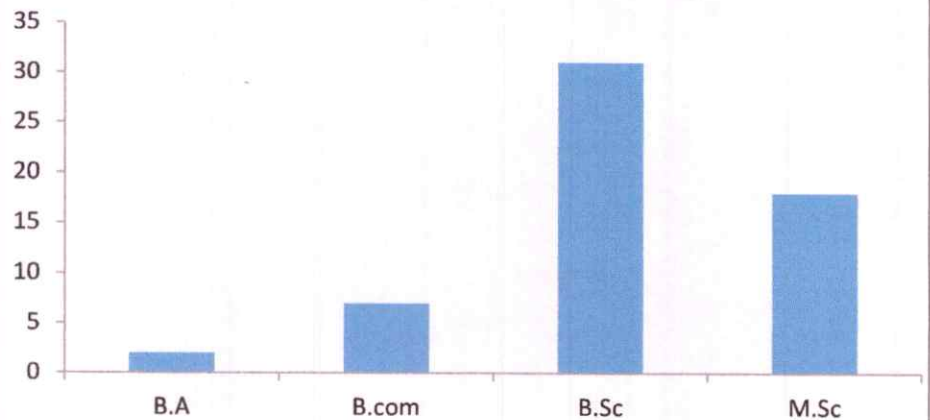


- Quit bit
- very little
- some extent
- very much
- other

Degree

Degree	response
B.A	2
B.com	7
B.Sc	31
M.Sc	18
total	58

Degree



Conclusion:

Feedback for Alumni was analyzed and the opinion of the stakeholders is obtained about each parameter in terms of percentage. From feedback the conclusions are: The respondents are satisfied about faculty with 100 % and about Infrastructure and Lab Facility with 97% of the college. About 95% and 93% of respondents are satisfied with sports facility and canteen facility in the college. Less than 3% of respondents are not satisfied with hostel facility. About 97% alumni are good relation with the college. Less than 1% of alumni are not satisfied with facility provided by office staff.

Suggestion/ Recommendation

The Alumni's suggestions or recommendations are

1. Start the games like badminton, tennis etc.
2. Arrange alumni meet every year.
3. Start new career-oriented course to the students to get job after graduation.



Chairman
Feedback Analysis Committee



IQAC Coordinator
R. C. Shahu College,
Kolhapur.



Principal,
Rajarshi Chh. Shahu College
Kolhapur.